

## ENROLLMENT

### UNDERGRADUATE

<b>Degree-seeking</b> .....	7,708
<b>Non-degree seeking</b> .....	2,249

### GRADUATE

<b>Degree-seeking</b> .....	434
<b>Non-degree seeking</b> .....	23
<b>Total</b> .....	10,414

<b>Top 10% of high school class</b> .....	13.0%
<b>Top 20% of high school class</b> .....	29.5%
<b>Top 50% of high school class</b> .....	73.5%
<b>First-generation college students</b> .....	49.5%

## DEGREES GRANTED

### Degrees and certificates awarded 2016–17

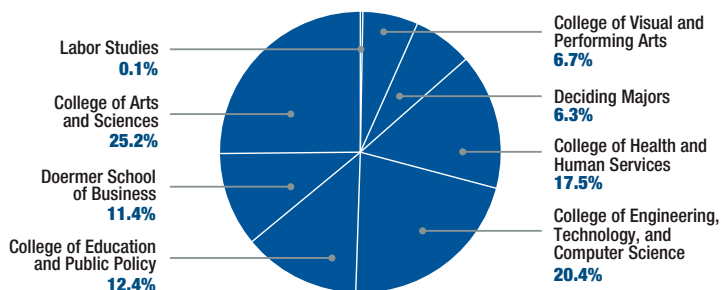
<b>Certificates</b> .....	91
<b>Associate</b> .....	130
<b>Bachelor's</b> .....	1,376
<b>Master's</b> .....	203
<b>Total</b> .....	1,800

### Degrees and certificates awarded since 1968

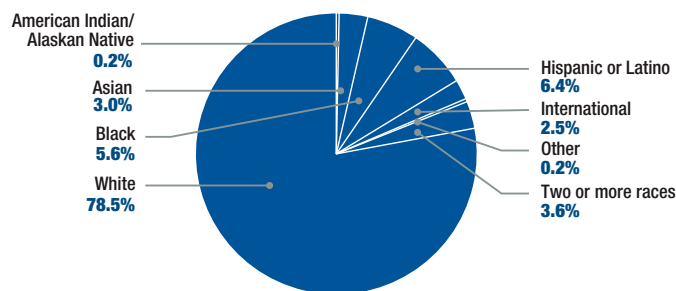
.....	71,376
-------	--------

## ENROLLMENT by AREA

Degree-seeking students



## ENROLLMENT by RACE/ETHNICITY



TOTAL CREDIT HOURS: **107,806** (Student enrolled credit hours)

## COST of ATTENDANCE per ACADEMIC YEAR

	Undergraduate (30 Credit Hours)		Graduate (18 Credit Hours)	
	In-State	Out-of-State	In-State	Out-of-State
<b>Tuition and Fees</b> .....	<b>\$8,410</b>	<b>\$20,084</b>	<b>\$6,241</b>	<b>\$14,030</b>
<b>Housing*</b> .....	<b>\$5,967</b>	<b>\$5,967</b>	<b>\$5,967</b>	<b>\$5,967</b>
<b>Books and Supplies*</b> .....	<b>\$1,400</b>	<b>\$1,400</b>	<b>\$1,400</b>	<b>\$1,400</b>
<b>Miscellaneous*</b> .....	<b>\$6,104</b>	<b>\$6,104</b>	<b>\$6,104</b>	<b>\$6,104</b>
<b>TOTAL</b> .....	<b>\$21,881</b>	<b>\$33,555</b>	<b>\$19,712</b>	<b>\$27,501</b>

These are current estimates for a full-time undergraduate enrolled in 15 credit hours for fall and spring semesters or a graduate student enrolled in 9 credit hours for fall and spring semesters. Most courses are 3 credit hours.

\*Actual cost may vary based on student choice, travel habits, and academic major.



# IPFW: BY THE NUMBERS (page 2)

## FINANCIAL AID

**Percentage of students on financial aid** ..... 73.4%

## ALUMNI

**Alumni** ..... 59,000

50% live and work in northeast Indiana (approximately 30,000)

64.5% live and work throughout Indiana

## BUDGET

**Annual expenditures (2016–17)** ..... \$190,867,726

Capital projects over past 10 years ..... \$142,362,694

Capital projects over past 5 years ..... \$42,166,770

## GIFTS AND ENDOWMENTS

**Total number of endowments** ..... 197

**Total market value of endowments** ..... \$55,411,151

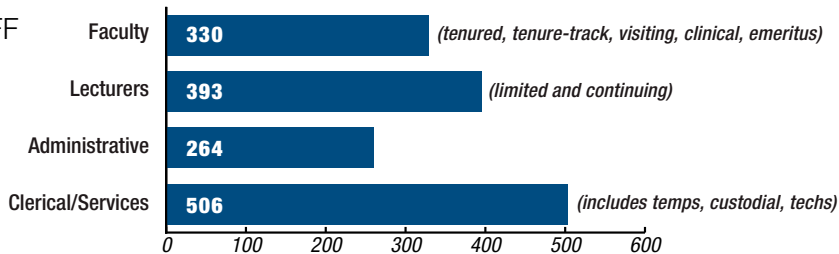
**New endowments established in FY 2016** ..... 7 (totaling \$327,500)

**Gifts to IPFW in FY 2016-17** ..... \$4.70 million

## GRANTS AND CONTRACTS AWARDED

..... \$4.4 million

## FACULTY AND STAFF



TOTAL: 1,493

## CAMPUS

**Acreage** ..... 688 acres

**Buildings** ..... 40

**Square footage of building space** ..... 2,668,078 sq. ft.

## ATHLETICS

**NCAA** ..... Division I

**Conference** ..... Summit League and MIVA

**Number of teams** ..... 14

**Number of student-athletes** ..... 225

**Average GPA** ..... 3.24

**Number of student-athletes earning straight A's** ..... 68

**Percentage of student-athletes with 3.0+ GPA** ..... 71%

**For more information about IPFW,  
visit [ipfw.edu/stat-report](http://ipfw.edu/stat-report)**

INDIANA UNIVERSITY  
PURDUE UNIVERSITY  
FORT WAYNE

